

I

A Esus4 A Esus4

The secret of life is enjoying the passage of time

A Esus4

Any fool can do it

A Esus4

There ain't nothing to it

Dmaj7 C#m7

Nobody knows how we got to

F#7 C#m7 F#7

The top of the hill

Bm7 D/E E/F#

But since we're on our way down

Bm7 D/E E/F#

We might as well enjoy the ride

II

A Esus4 A Esus4

The secret of love is in opening up your heart

A Esus4

It's okay to feel afraid

A Esus4

But don't let that stand in your way

Dmaj7 C#m7 F#7 C#m7 F#7

Cause anyone knows that love is the only road

Bm7 D/E E/F#

And since we're only here for a while

Bm7 D/E E/F#

We might as well show some style

A Esus4
C'mon, give us a smile

CHORUS

Dmaj7
Isn't it a lovely ride
C#m7 F#7
Sliding down, Gliding down
Bm7 D/E E/F#
Try not to try too hard
A Esus4
It's just a lovely ride

III

A Esus4
Now the thing about time is that time
A Esus4
Isn't really real
A Esus4
It's just your point of view
A Esus4
How does it feel for you
Dmaj7 C#m7
Einstein said he could never
F#7 C#m7 F#7
understand it all

A Esus4 A

Now the secret of life is enjoying the passage of time

Secret O' Life by James Taylor
(TAB by Noel Kerns, Noel.Kerns@ericsson.com)

Capo @ 3rd Fret

Make sure to view/print this file with a proportional space font, or the chord #'s won't line up with the lyrics!

I'm going to type the lyrics and enter a chord number above the places in the song at which that chord should be changed to. I'm not going to bother to try to figure out the names of all these chords, I just listen to records and figure them out, so I never really know their official names anyway. Also, bear in mind this is a fingerstyle song, so this isn't just strumming. I don't have the time or the inclination to attempt to list the actual string plucking order. For that, you'll just have to listen to the record. Likewise, JT uses a lot of pulloffs, so listen for those as well.

I've looked it over for mistakes, I don't THINK there are any, but if you see any, lemme know by e-mail.

Hope you enjoy it...

Intro:

#1 #2E #1 #2E...

#1 #2E #1 #2E
The secret o' life is enjoying the passage of time...

#1 #2E
There ain't nothin' to it,

#1 #2 #3 #4 #5
Any fool can do it,

#6 #7 #8 #9 #10
Nobody knows how we got to the top of the hill,

#11 #12 #22
But since we're on our way down,

#11 #13
We might as well enjoy the ride,

#1 #2E #1 #2E
The secret of love is in opening up your heart,

#1 #2E
It's okay to feel afraid,

#1 #2 #3 #4 #5

But don't let it stand in your way,

#6 #7 #8 #9 #10
'Cause anyone knows that love is the only road,

#11 #12 #22
And since we're only here for a while,

#11 #13
We might as well show some style,

#1 #14 #15 #16
Give us a smile, isn't it a lovely ride,

#17 #19 #7 #18
See me sliding down, I'll be gliding down,

##11 #20(let it ring...) #1 #2E
Try not to try to hard, it's just a lovely ride.

#1 #2e #1 #2E
Now the thing about time is that time isn't really real,

#1 #2E
It's all on your point of view,

#1 #2 #3 #4 #5
How does it feel for you,

#6 #7 #8 #9 #10
Einstein said that he could never understand it all,

#11 #12 #22
Planets spinning through space,

#11 #13
The smile upon your face,

#1 #14 #15
Welcome to the human race,

#16 #17 #19 #7 #18
Some kind of lovely ride, I'll be sliding down, I'll be gliding down,

#11 #20(ring.....) #1 #14 #15
Try not to try to hard, it's just a lovely ride.

#16 #17 #19 #9 #10
Isn't it a lovely ride, Oh yeah, I'll be sliding down, gliding down,

#11 #20(ring.....) #1 #2E #1 #2E
Try not to try to hard, it's just a lovely ride.

#1 #2E #1 #2E #21
Well the secret o' life is enjoying the passage of time...

—|—|—|—|—|1_|—|

#7

_____1_____							
—	—	—	1	—	—	—	(root)
—	3	—	1	—	—	—	
—	—	—	1	—	—	—	
—	—	2	1	—	—	—	
—	—	—	1	—	—	—	

#8

_____1_____							
—	—	—	—	—	1	—	x
—	4	—	—	—	1	—	
—	—	—	—	2	1	—	
—	—	—	—	—	1	—	
—	—	—	—	—	1	—	

#9

_____x_____							
—	—	—	2	—	—	—	
—	—	—	—	—	1	—	
—	—	—	3	—	—	—	
—	—	—	4	—	—	—	
—	—	—	—	—	1	—	

This chord is close to impossible trying to bar with the first. The best way to play it is to forget about the 4th string and just use the first finger on the first string @ 2nd fret, and don't use the 4th string. That's what JT does, I believe.

#10

_____1_____							
—	—	—	4*	—	1	—	x
—	—	—	—	—	1	—	
—	—	—	—	2	1	—	
—	—	—	—	3	1	—	
—	—	—	—	—	1	—	

*The 4th finger is optional, but makes for a fuller sounding chord.

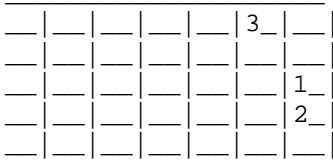
#11

_____1_____							
—	—	—	—	—	1	—	(root)
—	—	—	3	—	1	—	
—	—	—	—	—	1	—	
—	—	—	—	2	1	—	
—	—	—	—	—	1	—	

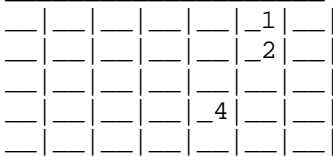
#12

_____ (Open E string Bass)							
—	—	—	—	—	—	—	x
—	—	—	—	—	1	—	
—	—	—	—	2	—	—	
—	—	—	—	3	—	—	(pulloff to open, listen to the record, you'll get it.)

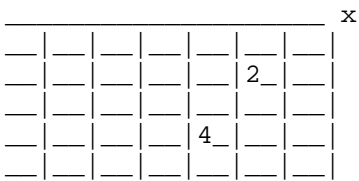
#13



#14

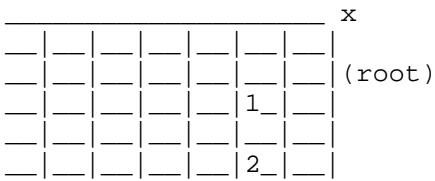


#15

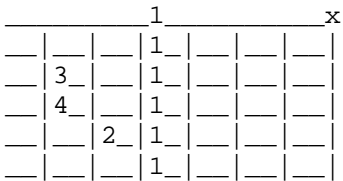


Just pull the the first finger off from chord #14.

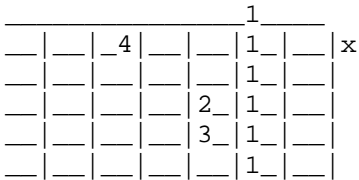
#16



#17



#18



Alternative F#7. Easier, but not correct!

#19

			1				
			1				x
			1				
		2	1				
		3	1				
			1				

#20

					1		
					2		
			3				
				4			

#21

					1		
			3				
					2		
			4				

(Strum this one, let it ring to silence)

#22

					2		
					3		x
						1	